



Java Professional Developer SE8 (Programmer II)



CENIT
GROUP
study learn grow

SOLAS
learning works

ecollege

Java Professional Developer SE8 (Programmer II) - eCollege Course

Enrolment and Course Access.....	1
eCollege Login	1
eCollege Password	1
Course Start Date	1
Course Length	1
eCollege Course Structure	1
Getting Started Topic.....	1
Course Resources Topic	2
Course Content Topics	2
Test Preparation Topic.....	2
Exam Booking Topic	2
Course Information and Syllabus	3
Prerequisites	3
Course Information.....	3
QQI/FETAC	3
Certification.....	3
Examination	3
Exam Costs	3
Exam Format	3
Register for the Examination	3
Where Can I Complete My Examination?	4
Refund of Public Travel Expenses	4
Exam Support.....	4
Course Content	4
Live Classes.....	4
Skillsoft Interactive Tutorials	4
Skillsoft Interactive Tutorials – Transcripts.....	5
Skillsoft Interactive Tutorials - Ask My Mentor	5

Java Professional Developer SE8 (Programmer II) - eCollege Course

eBooks.....	5
How to approach the course	6
How to approach the first topic.....	7
eCollege Support.....	7
eTutor.....	8
Administration and Helpdesk	8
Technical Requirements.....	8
Pop Ups	8
eLearning General Information.....	8

Enrolment and Course Access

eCollege Login

Once you have activated the course, you will always log in to eCollege here: www.ecollege.ie.

eCollege Password

If you forget your password, you can use the password reset option on eCollege:

https://ecollege.etbonline.ie/login/forgot_password.php

Course Start Date

The course enrolment duration begins once your fetch course application is approved. eCollege run this course on a continuous intake basis. You may see other start and end dates on the Fetch Courses website; these are incorrect.

Course Length

We allow **34** weeks to complete the course, and we suggest you will need to study about 10 hours a week. Based on previous statistics, many learners complete this course in less than 34 weeks.

There are several contact hours within the interactive tutorials, and you may have to go back over specific topics. There is also a portion of self-directed learning involved.

eCollege Course Structure

We have laid out the course structure with these topics:

- Getting Started
- Course Resources
- Course Content (multiple topics)
- Test Preparation
- Exam Booking

Getting Started Topic

The Getting Started topic includes:

- Induction Module
 - Online Learning
 - eCollege Policies and Procedures
 - Workstation Safety
- Getting Started Questionnaire

- Provides you with valuable course information. We also ask some questions concerning your employment and education status.

Course Resources Topic

The Course Resources topic includes a course overview, study plan, information on the certificate and examination information, recommended reading and reference library, information on Java webinars and mentors and details on compiling and running Java. You can use these resources as you progress through the course.

Course Content Topics

All course work is included in the following **17** Course Content topics:

1. OCA Java Review
2. Advanced Class Design
3. Design Patterns and Principles
4. Java SE Language Features
5. Generics and Collections
6. Functional Programming
7. Dates, Strings and Localisation
8. Exceptions and Assertions
9. Defensive Programming
10. Concurrency
11. IO
12. NIO.2
13. Databases and SQL
14. Java Database Connectivity (JDBC)
15. Course Appendix A: Good Programming Practice
16. Course Appendix B: Application Development Lifecycle (ADLC)
17. Course Appendix C: IDEs

Test Preparation Topic

The Test Preparation topic helps ensure you are ready for your examination. You will complete activities that prepare you for the examination. You must achieve a certain percentage in these activities before moving on to the Exam Booking stage.

Exam Booking Topic

In the Exam Booking topic, you will complete the Course Questionnaire and Exam Booking Form to help guide you through the exam booking process.

Course Information and Syllabus

Prerequisites

There is **strictly one recognised prerequisite**:

- Java SE 8 Programmer I (Exam 1Z0-808 – Java Associate).

Course Information

This advanced online course provides a global industry standard accreditation in Java — the world's most widely used general-purpose computer programming language. Java is a cross-platform, high-level language, which is free for developers to download and use.

The course will teach you the core application programming interfaces used to design object-oriented applications with Java. You will also gain a deeper insight into Java applications, such as those that manipulate files, directories, file systems and databases. You will learn Advanced Java Class Design, generics and collections, Java Stream API, Java I/O fundamentals and exceptions and assertions.

You can review the course syllabus [here](#).

QQI/FETAC

There is no QQI/FETAC qualification associated with this course.

Certification

Upon successful completion of the examination, you will be awarded an industry qualification from Oracle. See more information [here](#).

Examination

Exam Costs

SOLAS will cover the cost of your exam.

Exam Format

- 85 multiple-choice questions
- Duration: 2.5 hours
- Passing score: 65%

Register for the Examination

You will be able to register for the exam once you have completed all the topics, including the Test Preparation topic. After these are all successfully completed, the Exam Booking topic will be available to you.

At this point, eCollege administration staff will work with you to purchase the exam from Pearson VUE. This process will require you to create a Pearson VUE account and complete a registration form for them.

Where Can I Complete My Examination?

You can choose a Test Centre that is convenient for you on the Exam Booking Form (if applicable). Once the Exam Booking Form is submitted, eCollege will send you an exam voucher, and you will be able to book your exam with Pearson VUE.

There is currently a system in place whereby you can complete the exam at home if you have the technical setup to do so. [Click here](#) for more information.

Refund of Public Travel Expenses

You may have to travel to a test centre; we can refund the cost of any public transport used. Please keep your receipts.

Exam Support

If you require accommodation (support for any documented learning difficulties), you need to apply for this in advance. Any request for additional support **will require documented evidence** from a medical professional.

We cannot request additional support on your behalf due to data protection. There is no requirement to start this process now. You will be able to do this once you have reached the Exam Booking topic.

Course Content

Live Classes

There are no live classes. The course content is laid out for you in interactive tutorials that can be accessed anytime once you are logged into eCollege.

Skillsoft Interactive Tutorials

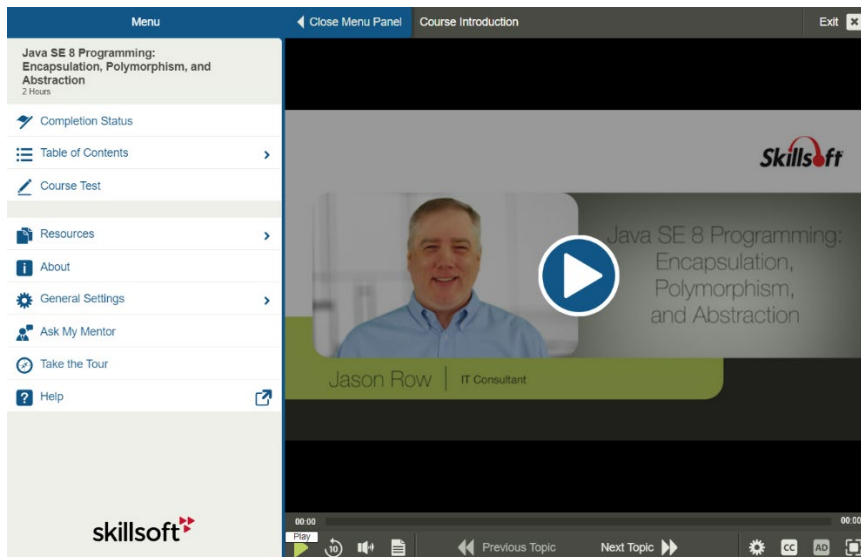
Course content is created and designed by a company called Skillsoft. Skillsoft supply eCollege with interactive tutorials aligned to the course syllabus. These interactive tutorials are found within each topic. They cannot be viewed offline.

Within the Topic, Skillsoft interactive tutorials appear like this:



Java SE 8 Programming 1: Encapsulation, Polymorphism, and Abstraction

These icons launch **Skillsoft** video content.



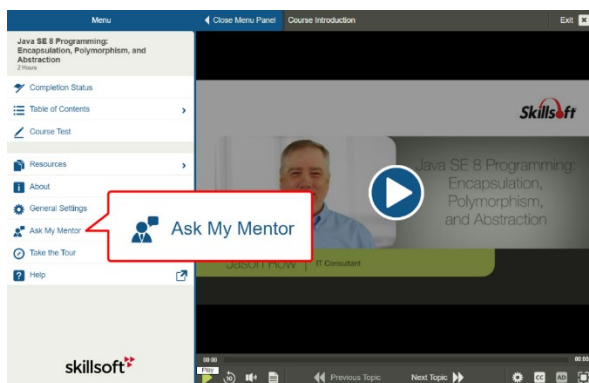
Skillsoft Interactive Tutorials – Transcripts

Skillsoft supply transcripts of the interactive tutorials. Transcripts can be downloaded within each interactive tutorial.



Skillsoft Interactive Tutorials - Ask My Mentor

Skillsoft also provides the Ask My Mentor support service, which you can access while you are in your course. **Separate from eCollege eTutor support. Mentors can only answer queries on the Skillsoft interactive tutorial you are reviewing.*



eBooks

There are a series of recommended eBooks and additional reference materials available in the Course Resources topic.

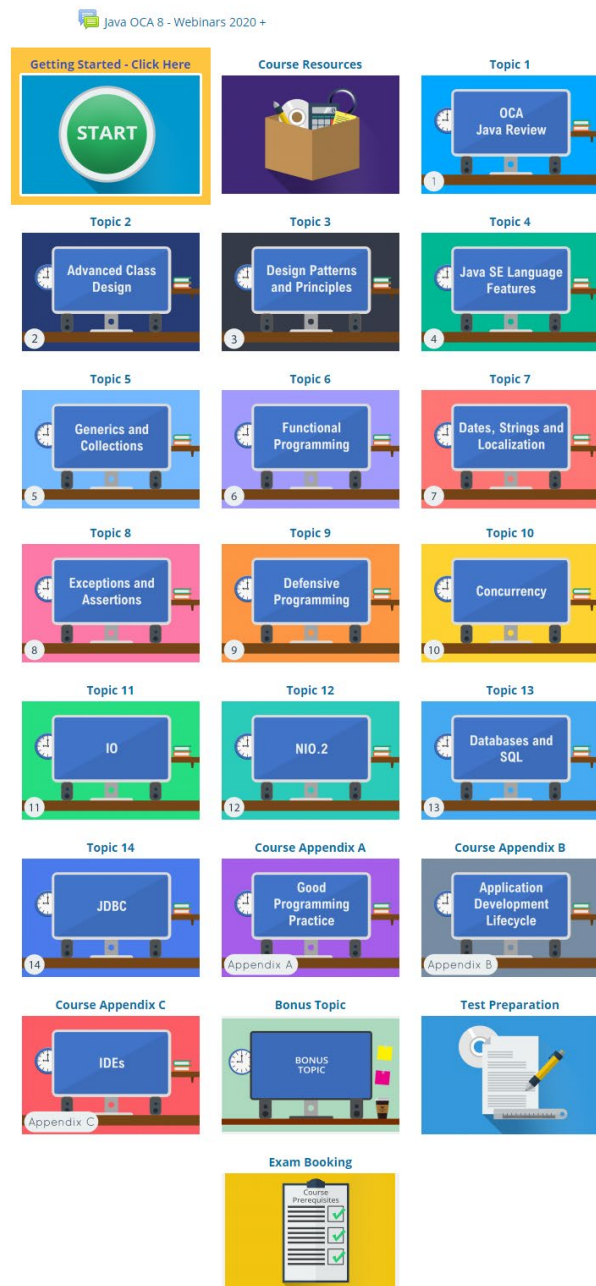
How to approach the course

Once you have completed all the activities in the Getting Started topic, Course Resources and Course Content material will be unlocked and available to you.

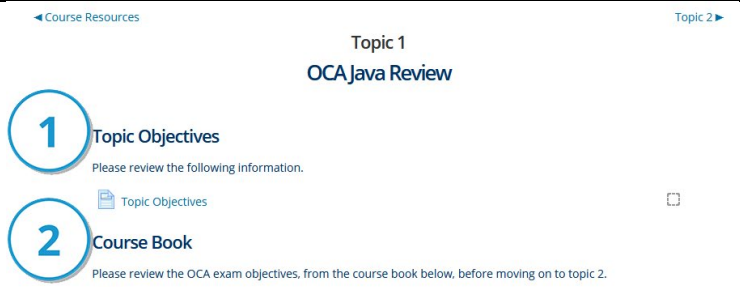
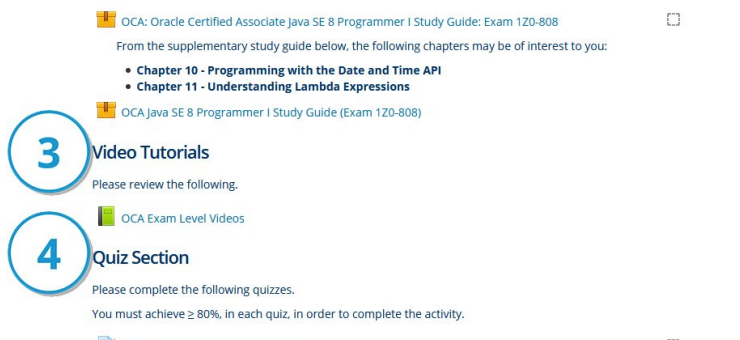
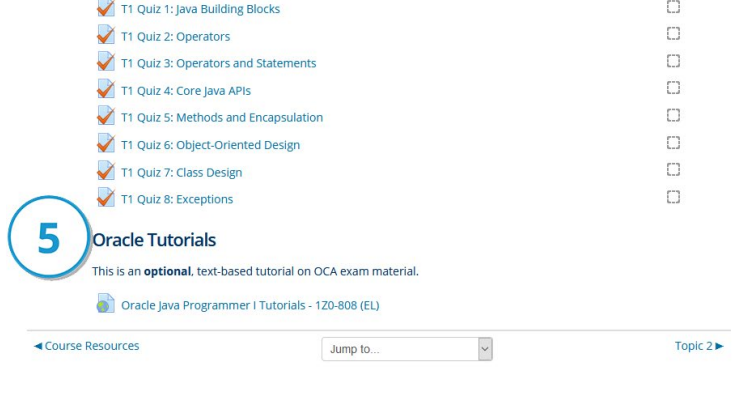


You will progress through each course topic in order. Course Content topics focus around the course material supplied by SkillSoft

Java Professional Developer SE 8

(1Z0-809)



How to approach the first topic

<p>1</p>	<p>Topic Objectives. Read the topic objectives, which is a list of what you are going to learn in the topic.</p>	
<p>2</p>	<p>Course Book: Familiarise yourself with the main course textbook and thoroughly read the recommended chapter(s).</p>	
<p>3</p>	<p>Video Tutorials: Watch the video tutorial(s) provided. Click the link to open and click "Start Course".</p> <p>Start Course</p>	
<p>4</p>	<p>Quiz: This is a mini quiz to test your knowledge, complete it with a score of 80% to move on</p>	
<p>5</p>	<p>Oracle Tutorials: This is an optional, text-based tutorial on OCA exam material.</p>	

Review the forums, ask a question of your fellow participants if you wish to transfer knowledge.

Once you complete all steps for the topic, you can move to Topic 2 and repeat the process.

eCollege Support

We have a reliable support system in place, and you can contact us via email for any questions or concerns. You can request a phone call if you wish to speak to eCollege.

eTutor

There is an eTutor assigned to your course who is available via email if you have any subject matter related queries. Your eTutor will email you to welcome you to the course. You can also see their contact information on the course homepage.

Administration and Helpdesk

We have a team of administrators who can help with general course questions and technical support.

Technical Requirements

Most eCollege courses will require you to have a Windows PC, especially any Microsoft courses. Other courses may allow the use of an Apple device.

We recommend:

- Dual-core processor
- 4GB of RAM or higher
- The latest up-to-date operating system
- Chrome or Firefox web browser
- Minimum screen resolution of 1024 X 768
- High-speed broadband – we do not recommend the use of mobile dongles

A printer is not required.

Pop Ups

You must enable popups to allow the interactive course material to run. Please add the following URL as an authorised site for popups: <https://ecollege.etbonline.ie/>. Do not turn off popup blockers completely.

How to do this per browser:

- [Chrome](#)
- [Firefox](#)
- [Internet Explorer](#)
- [Edge](#)

eLearning General Information

We are aware that eLearning has its challenges that can prevent you from absorbing the content and the critical aspects of the course.

We are also aware that you may be on-the-go and don't have a lot of time to devote to the eLearning experience.

You can overcome this by engaging your course in bite-sized chunks when you are ready to learn. You should also avoid lengthy study sessions; by doing this, you give yourself the chance to acquire and retain information more effectively.

We also offer the opportunity for peer collaboration through the various discussion forums within the course, where learners can collaborate on the subject matter. If you have a specific issue with the course, we advise you to contact the eCollege team.